











## 96-WELL PCR PLATE SELECTION GUIDE

Standard Well Depth					
<b>Skirt</b>	Semi	Semi	Semi	None	None
<b>Additional Features</b>	Contoured sides, rimmed wells	Raised contoured sides, rimmed wells	Straight sides, rimmed wells	Rimmed wells	Chimney wells
<b>Notched Corner</b>	A12	A12	A12	A12	H12
<b>Working Volume (per well)</b>	1-240 $\mu$ l	1-240 $\mu$ l	1-240 $\mu$ l	1-240 $\mu$ l	1-240 $\mu$ l
<b>Maximum Volume</b>	300 $\mu$ l	300 $\mu$ l	300 $\mu$ l	300 $\mu$ l	300 $\mu$ l
<b>Color Options</b>	Natural, Assorted, White, Black	Natural, Assorted	Natural	Natural, Assorted, White	Natural, Assorted
<b>High Contrast Alphanumerics</b>	Yes	Yes	Yes	Yes	Yes
<b>Natural Plate #</b>	1402-9100	1402-9300	1402-9200	1402-9596	1402-8600
<b>Catalog Page #</b>	C1	C1	C6	C9	C8

Are you working with very low volumes? Try our low-profile PCR tubes or plates.

Low Profile Wells					
<b>Skirt</b>	Semi	Semi	Semi	None	Full
<b>Additional Features</b>	Contoured sides, rimmed wells	Raised straight sides, rimmed wells	Straight sides, rimmed wells	Rimmed wells	Rimmed wells
<b>Notched Corner</b>	A12	A1	H12	H12	Natural A12 White H1
<b>Working Volume (per well)</b>	1-140 $\mu$ l	1-140 $\mu$ l	1-140 $\mu$ l	1-140 $\mu$ l	1-140 $\mu$ l
<b>Maximum Volume</b>	200 $\mu$ l	200 $\mu$ l	200 $\mu$ l	200 $\mu$ l	200 $\mu$ l
<b>Color Options</b>	Natural	Natural, White	Natural, White	Natural, White	Natural, White
<b>High Contrast Alphanumerics</b>	Yes	Yes	Yes	Yes	Yes
<b>Natural Plate #</b>	1402-8400	1402-9100	1402-8900	1402-9500	1402-9800
<b>Catalog Page #</b>	C1	C6	C6	C9	C10